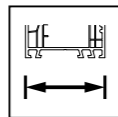

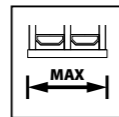



# EVOLUTIONDRIVE SF



76



25



**V** SUPER SOLUTION

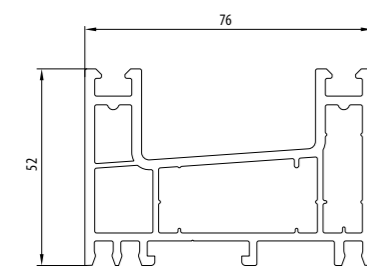


EVOLUTIONDRIVE SF

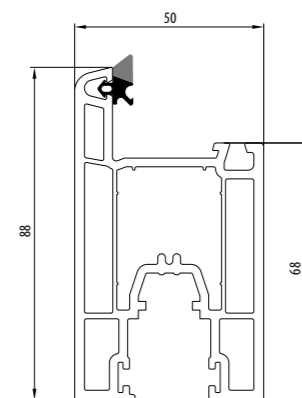
EVOLUTIONDRIVE 82

EVOLUTIONDRIVE SF

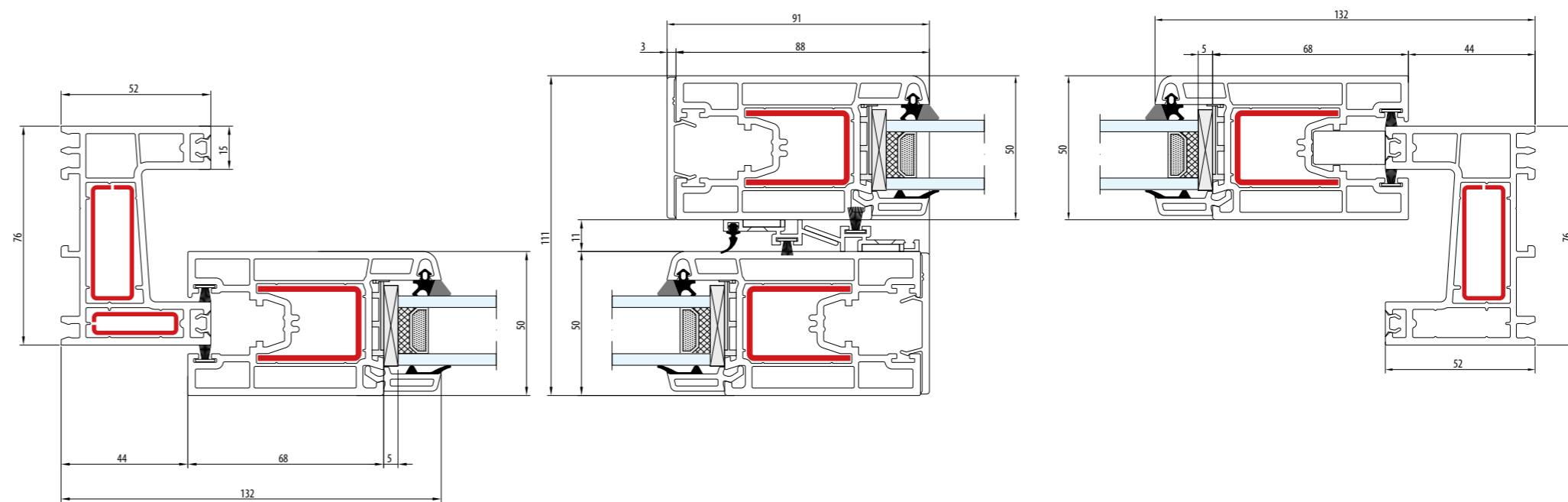
EVOLUTIONDRIVE 82








600128

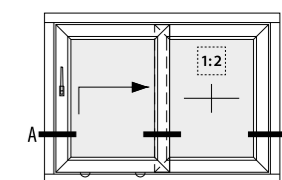


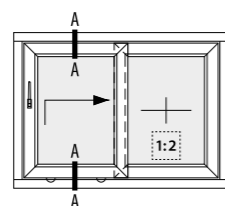
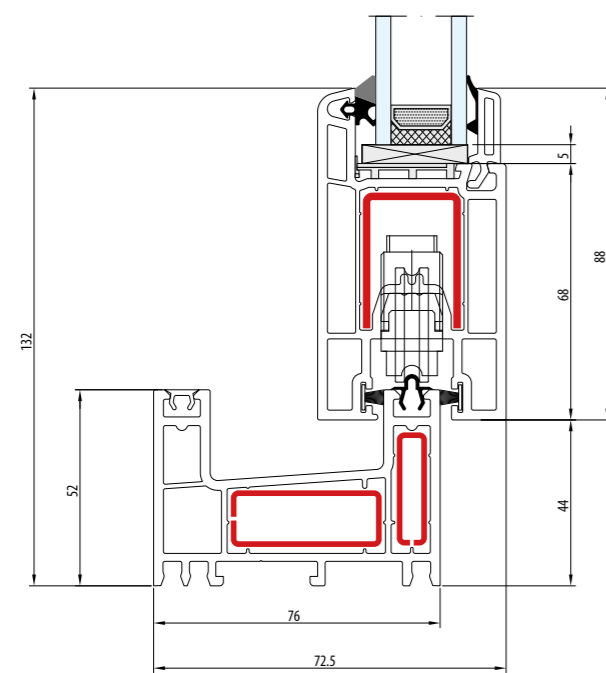
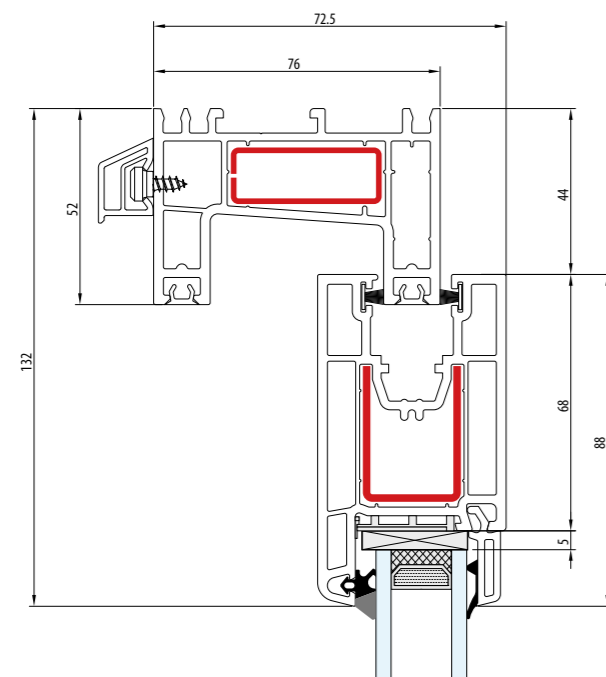
601138



-  Schemat A - Przekrój poziomy · Rama: 52 mm · Skrzydło: 88 mm
-  Schéma A - Coupe horizontale · Dormant: 52 mm · Vantail: 88 mm
-  Schema A - Doorsnede horizontaal · Frame: 52 mm · Sash: 88 mm
-  Schema A - Wagerechter Schnitt · Rahmen: 52 mm · Flügel: 88 mm
-  Schema A - Sezione orizzontale · Telaio: 52 mm · Anta: 88 mm

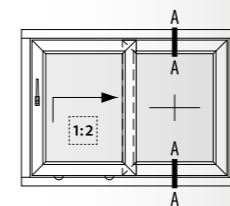
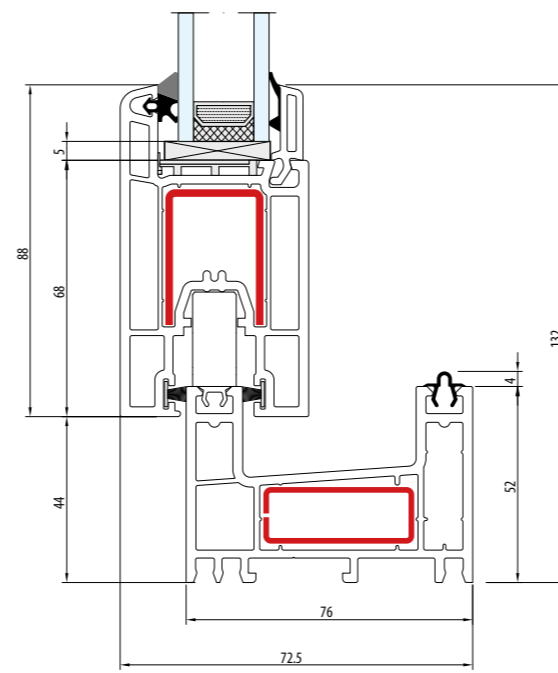
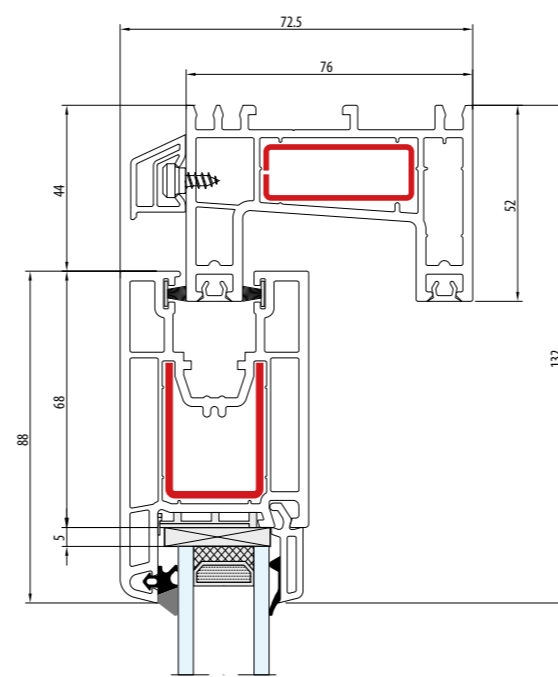
1:2



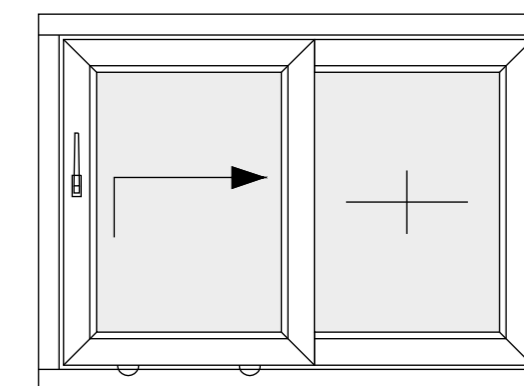


- Schemat A - Przekrój pionowy · Rama: 52 mm · Skrzydło: 88 mm
- Schéma A - Coupe verticale · Dormant: 52 mm · Vantail: 88 mm
- Schema A - Doorsnede verticaal · Frame: 52 mm · Sash: 88 mm
- Schema A - Senkrechter Schnitt · Rahmen: 52 mm · Flügel: 88 mm
- Schema A - Sezione verticale · Telaio: 52 mm · Anta: 88 mm

EVOLUTIONDRIVE SF



- Schemat A - Przekrój pionowy · Rama: 52 mm · Skrzydło: 88 mm
- Schéma A - Coupe verticale · Dormant: 52 mm · Vantail: 88 mm
- Schema A - Doorsnede verticaal · Frame: 52 mm · Sash: 88 mm
- Schema A - Senkrechter Schnitt · Rahmen: 52 mm · Flügel: 88 mm
- Schema A - Sezione verticale · Telaio: 52 mm · Anta: 88 mm



A

- Schemat
- Schéma
- Schema
- Schema
- Schema

EVOLUTIONDRIVE SF

EVOLUTIONDRIVE 82

EVOLUTIONDRIVE SF

EVOLUTIONDRIVE 82